


## Center Drain Arena Bag Wringer


The Arena Products Bag Wringer is a tool to facilitate the discharge of liquid product from the Modified Arena A330 or Buckhorn Caliber 315 Shipper when using a basic, bottom discharge center drain pillow bag (AP2372.xx). It enables the operator to easily wind the bag up and towards the bottom drain port, thereby minimize the need to manually manipulate the bag during the discharge process.



Mount the bag wringer on the front wall of the shipper above the bottom drain. Ensure that the metal channel drops down over shipper walls, fully seating it.



Release the ratchet lever on the winch by rocking it away from the gear. This will allow the strap to be pulled out across the shipper.



Unroll strap to provide ample length for engagement with the bag.




Discharge contents to a point that allows gathering of bag approximately 1' from the corners of the bag opposite the bag wringer.



Feed the bag film tail through both D-rings. Bend the bag film tail around the top D-ring.




Feed the tail through the bottom D-ring. Pull the strap to secure the connection.



Set the ratchet lever on the winch for clockwise rotation, by engaging it with the gear.



Begin cranking the winch to take up any slack in the strap. **DO NOT** apply actual tension at this time. Maintaining product level above drain hole will keep bag from being sucked into drain outlet. **Over-cranking** may damage bag and cause undo wear on the crank gears. Once the bag is pulled vertically upward from the bottom drain and bag film is taught, discontinue cranking. **Over-cranking may damage bag and cause undo wear on the crank gears.**



When discharge is complete, apply enough torque to the winch to allow release of ratchet pawl from gear. Crank winch counterclockwise to unwrap bag film and strap from around gear tube. Cranking counterclockwise, unwind the bag and then detach the D-rings.